

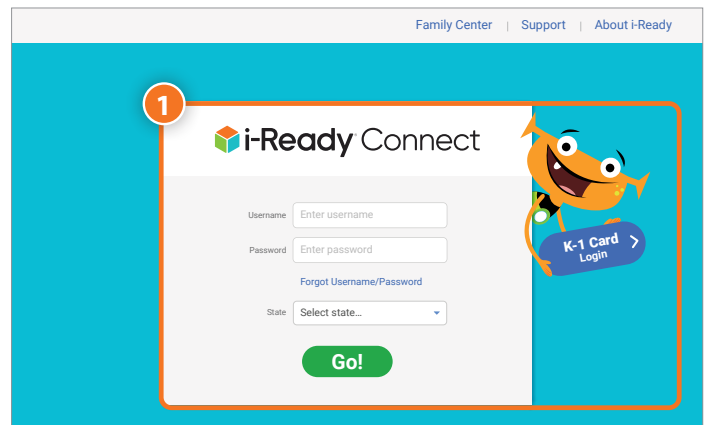
How to Access Family Resources for *i-Ready Classroom Mathematics*

Overview

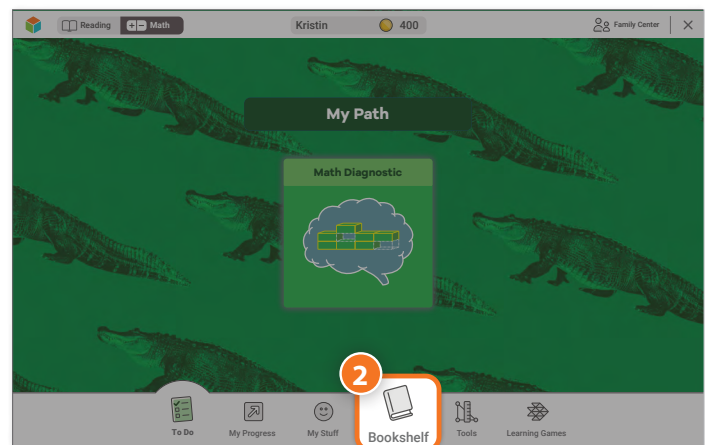
At Curriculum Associates, we believe families should have access to all the necessary tools and resources to support their student's learning at home. We provide a digital copy of the Student Worktext through the student dashboard as well as activities for you to explore mathematics with your student through the Family Resources page. Here you will find step-by-step instructions for accessing those resources at home.

- 1 In order to access the Family Resources, you will need to **navigate to i-ReadyConnect.com**. You can get your student's username and password from their teacher.

Please note: If your child's school uses Clever® for single sign-on, your child's teacher will have instructions for how to access the program at home.



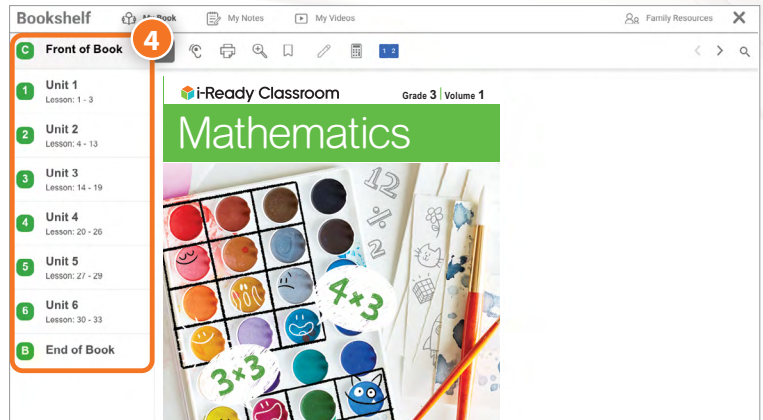
- 2 Once you are on your student dashboard, select the **Bookshelf** icon on the bottom of the page.



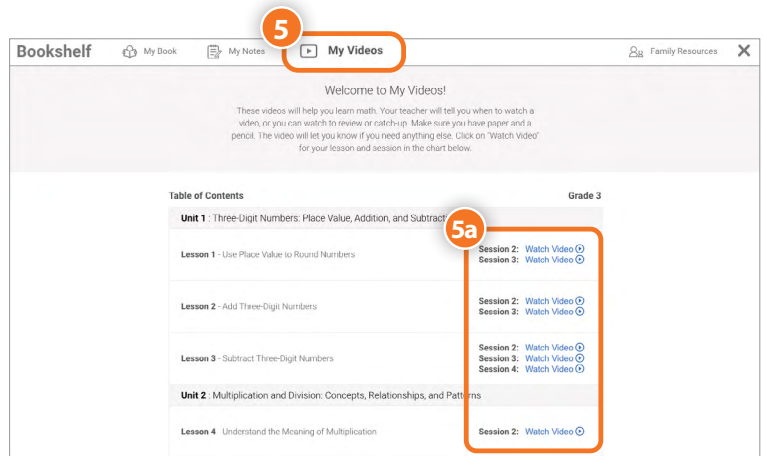
- 3 You will see an image of your **Student Worktext**. Click on the book to be taken to the digital edition.



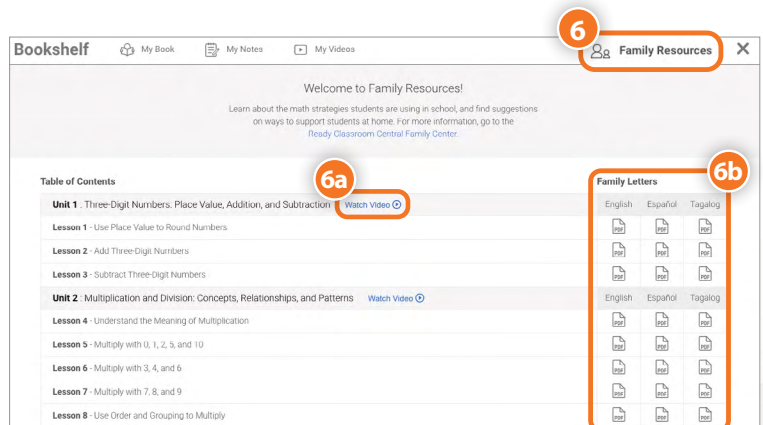
4 You are now on the **Student Bookshelf**, where you can access a digital copy of your **Student Worktext**.



5 On the bookshelf menu, you will see a button for **My Videos**. Click on that button. On the My Video page, you will find a series of **Develop Session videos** (5a) to support learning at home.



6 Next, you will find a button for **Family Resources**. Click on that button. On the Family Resources page, you will find a **video** (6a) that explains the learning in each unit and **Family Letters** (6b) with activities for home practice for each lesson.



To learn more and find resources for supporting your student with mathematics at home, please visit [i-Ready Classroom Mathematics Family Center](#).